

## Report on Student Feedback on Curriculum 2022

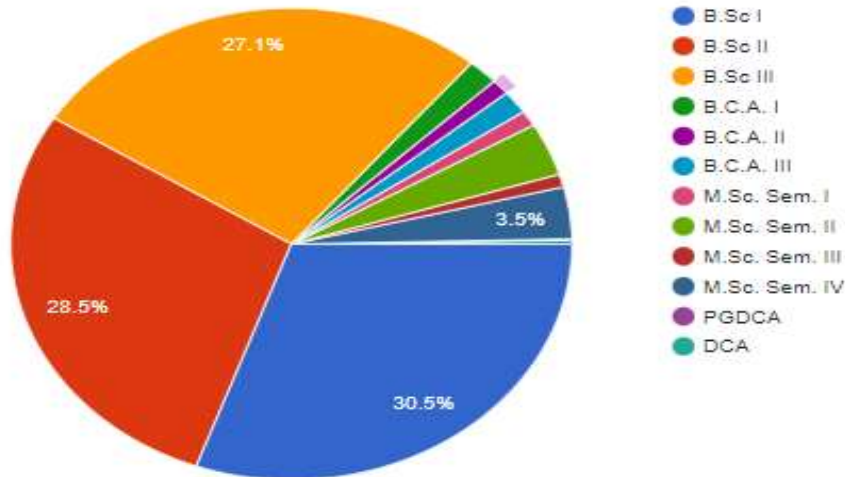
The feedback cell of Govt. N.P.G. College of Science adopted an online procurement of student feedback in the current session 2021-22. A total of 1128 responses were generated.

The students who participated were from B.Sc (I<sup>st</sup>, II<sup>nd</sup>, III<sup>rd</sup> Year), BCA(I<sup>st</sup>, II<sup>nd</sup>, III<sup>rd</sup> Year) M.Sc (I<sup>st</sup>, II<sup>nd</sup>, III<sup>rd</sup> and IV<sup>th</sup> semester), PGDCA, and DCA.

Feedback on various subjects have been obtained which includes: Biochemistry, Biotechnology, Botany, Chemistry, Computer Sciences, Defence Studies, English, Geology, Hindi, Information technology, Mathematics, Microbiology, Physics, and Zoology.

कक्षा

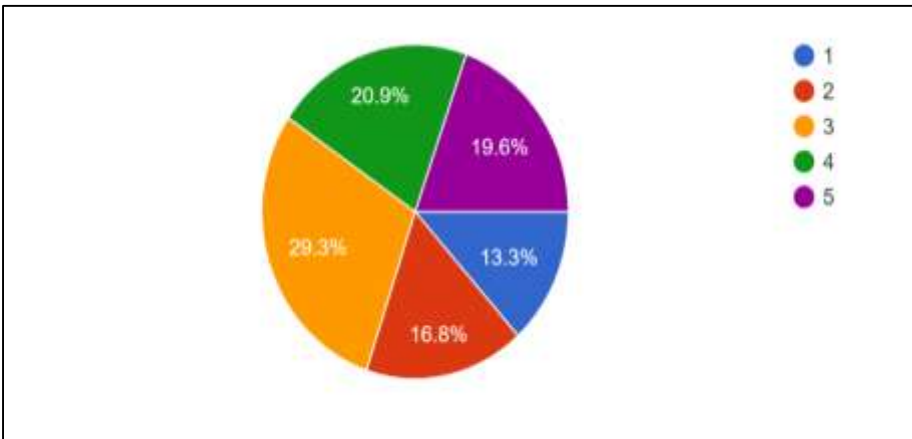
1,128 responses



The responses received from students are as follow:

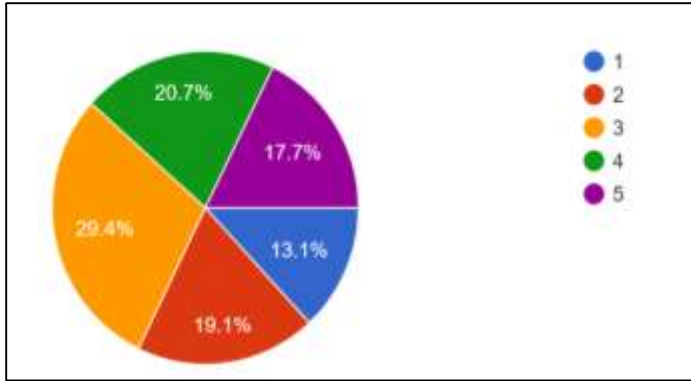
**1- The feedback on learning, values (skill, concept, knowledge analytical capacity, related to extension) :**

- a. 19.6% of students (221 students) rated it as excellent
- b. 20.9% of students (236 students) rated it as very good
- c. 29.3% of students (331) rated it as good
- d. 16.8% of students (190 students) rated it as average
- e. 13.3 % of students (150 students)rated it as poor



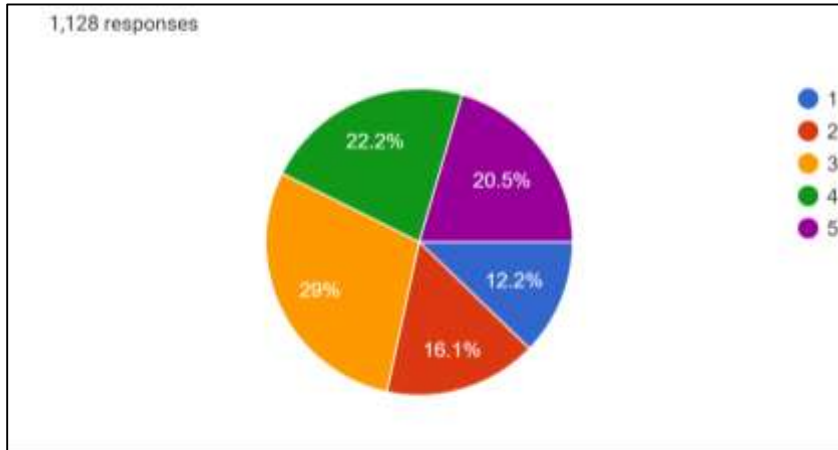
**2. The feedback on “Utility or relation of the subject in day to day situation” :**

- a. 17.7% of students (200 students) rated it as excellent
- b. 20.7% of students (222 students) rated it as very good
- c. 29.4% of students (332) rated it as good
- d. 19.1% of students (215 students) rated it as average
- e. 13.1 % of students (148 students) rated it as poor



**3. The feedback on “Seriousness of units in Curriculum” obtained is as follows:**

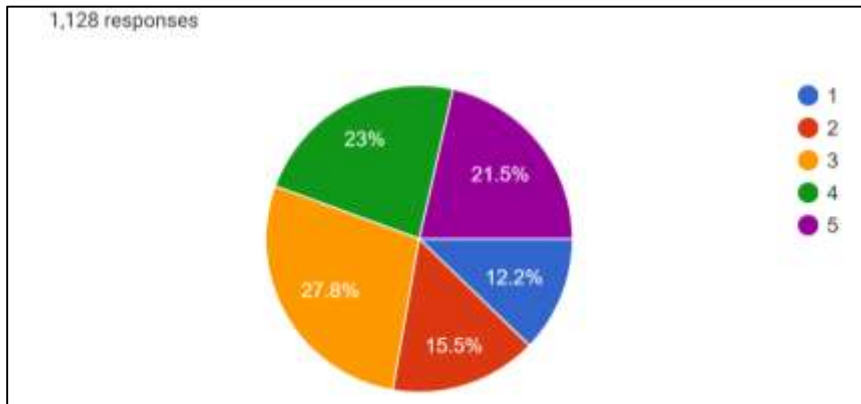
- a. 20.5% of students (231 students) rated it as excellent
- b. 22.2% of students (250 students) rated it as very good
- c. 29.0% of students (327) rated it as good
- d. 16.1% of students (182 students) rated it as average
- e. 12.2 % of students (138 students) rated it as poor



**4. The feedback on “Extensiveness of syllabi :**

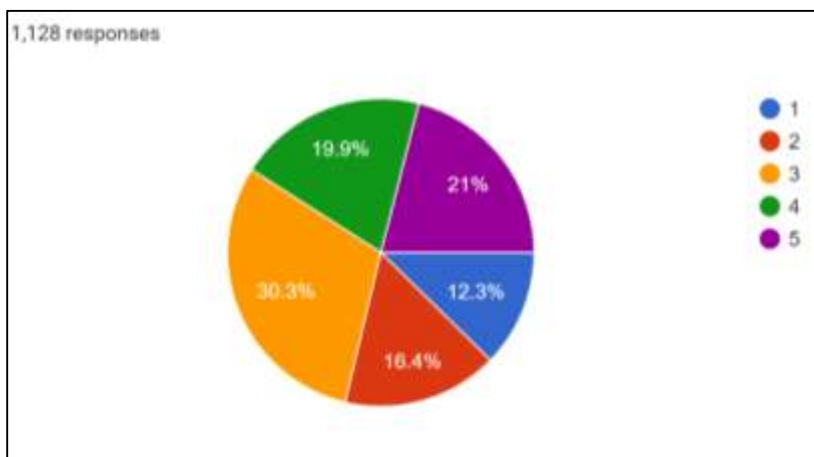
- a. 21.5% of students (242 students) rated it as excellent
- b. 23.0% of students (259 students) rated it as very good
- c. 27.8% of students (314) rated it as good

- d. 15.5% of students (175 students) rated it as average
- e. 12.2 % of students (138 students) rated it as poor



**5. Clarity and relation of syllabi:**

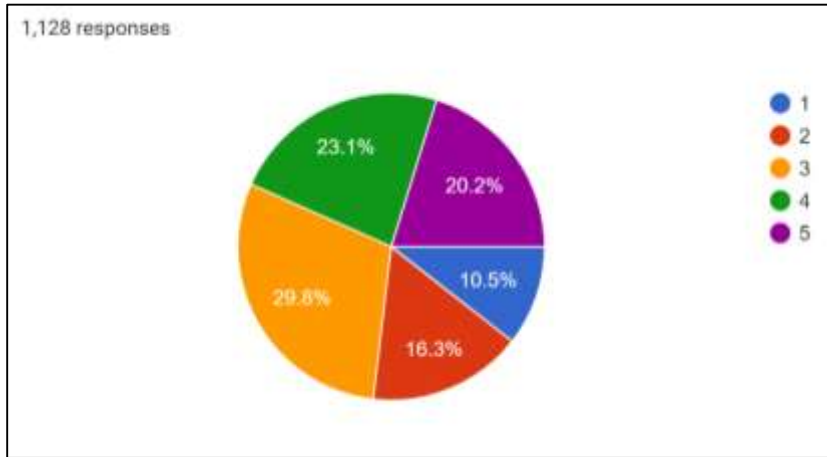
- a. 21.0% of students (237 students) rated it as excellent
- b. 19.9% of students (225 students) rated it as very good
- c. 30.3% of students (342) rated it as good
- d. 16.4% of students (185 students) rated it as average
- e. 12.3 % of students (139 students) rated it as poor



**6. Essential efforts made by the students:**

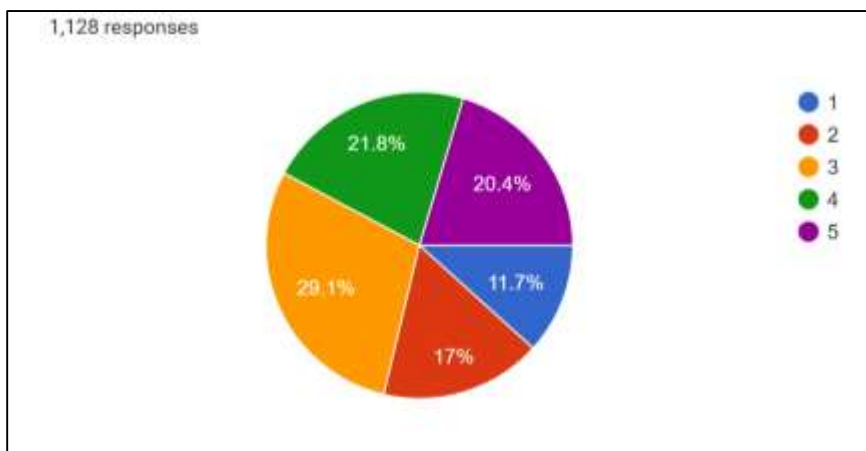
- a. 20.2% of students (228 students) rated it as excellent
- b. 23.1% of students (261 students) rated it as very good

- c. 29.8% of students (336) rated it as good
- d.16.3% of students (184students) rated it as average
- e.10.5 % of students (119 students) rated it as poor



**7. Relation of projects/report with reference to values of learning :**

- a. 20.4% of students (230 students) rated it as excellent
- b. 21.8% of students (246 students) rated it as very good
- c. 29.1% of students (328) rated it as good
- d.17% of students (192students) rated it as average
- e.11.7 % of students (132 students) rated it as poor



## 8. Suggestion

Some of the suggestion given by students are as follow:

- a. Explain the chapters properly
- b. स्टडी के टाइम मॉडल या मटेरियल दिखाया जाए तो बहुत अच्छा रहेगा
- c. Thoda improvement hona chahiye. Lab ko aur bhi Behtrin banana chahiye
- d. It too big try to reduce it as we only give separate exams for 3 papers but when it comes to classes it is very hard to complete the syllabus in only 40 min single classes. Either reduce the cyllabus or give 2 classes per day to chemistry

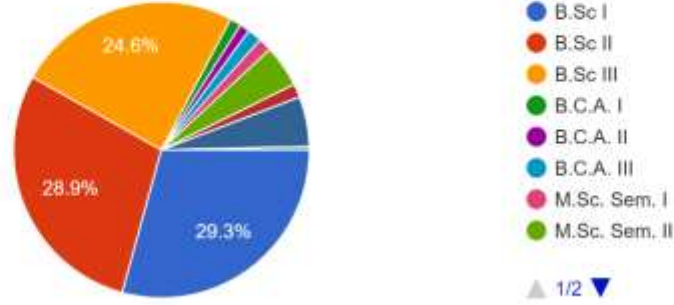
## STUDENT FEEDBACK on TEACHER 2021-22

In the feedback process on teachers during academic session 2021-22, there were 1630 responses from students of various classes B.Sc./B.C.A. I/II/III & M.Sc. I/II semester

1,630 responses

कक्षा

1,630 responses



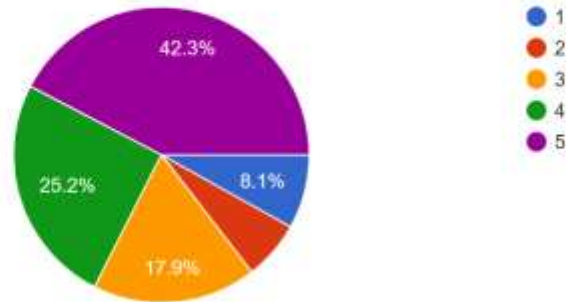
अध्यापकोंपर छात्रोंका मूल्यांकन

1. घटिया 2. साधारण 3. अच्छा 4. बहुतअच्छा 5. उत्कृष्ट

01- On being asked about the preparation of teachers before entering the class the students responded as follows:

- A. 42.3% (690 students) rated it as excellent
- B. 25.2% (411 students) rated is as very good
- C. 17.9% (292 students) rated it as good
- D. 6.4% (105 students) rated it as average
- E. 8.1% (132 students) rated it as poor

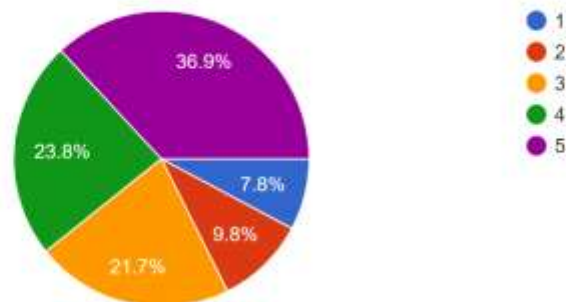
1. अध्यापक की विषय संबंधी तैयारी के साथ कक्षा में प्रवेश करना ।  
1,630 responses



02- When asked about “whether the syllabus was completed within the given period?” the students responded as follows:

- A. 36.9% (602 students) rated it as excellent
- B. 23.8% (388 students) rated is as very good
- C. 21.7% (353 students) rated it as good
- D. 9.8% (160 students) rated it as average
- E. 7.8% (127 students) rated it as poor

2. अध्यापक द्वारा पाठ्यक्रम समयावधि में पूर्ण किया जाना।  
1,630 responses

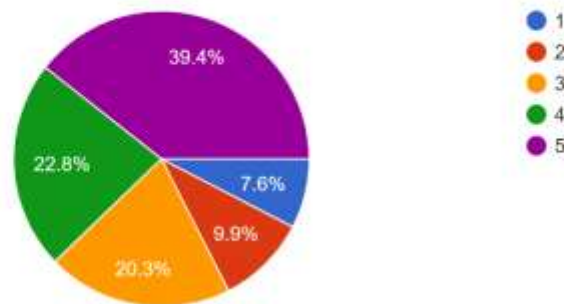




03- When asked about “whether the professors encourage students to pose questions?” the students responded as follows:

- A. 39.4% (642 students) rated it as excellent
- B. 22.8% (372 students) rated is as very good
- C. 20.3% (331 students) rated it as good
- D. 9.9% (161 students) rated it as average
- E. 7.6% (124 students) rated it as poor

3. अध्यापक द्वारा प्रश्न पूछने के लिये प्रेरित करना।  
1,630 responses

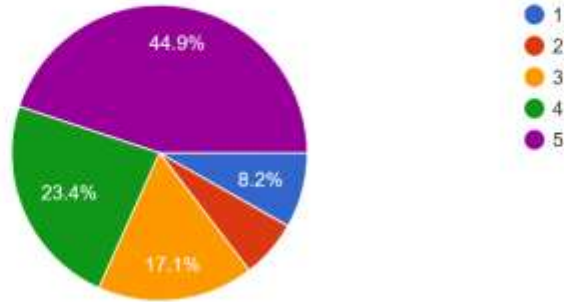


04- On being asked “whether the teacher enters the classroom on time” the students responded as follows:

- A. 44.9% (732 students) rated it as excellent
- B. 23.4% (381 students) rated is as very good
- C. 17.1% (279 students) rated it as good
- D. 6.4% (104 students) rated it as average
- E. 8.2% (134 students) rated it as poor

4. समय पर अध्यापक कक्षा में प्रवेश करते हैं।

1,630 responses

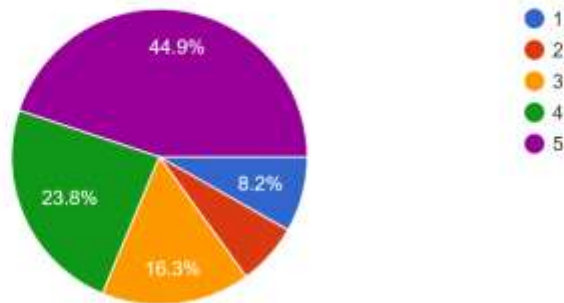


05- When asked about “efficiency of professor (clarity and pronunciation)” the students responded as follows:

- A. 44.9% (732 students) rated it as excellent
- B. 23.8% (388 students) rated is as very good
- C. 16.3% (265 students) rated it as good
- D. 6.8% (111 students) rated it as average
- E. 8.2% (134 students) rated it as poor

5. अध्यापक कुशलता (स्पष्ट, उच्चारण तथा ग्रहयता)

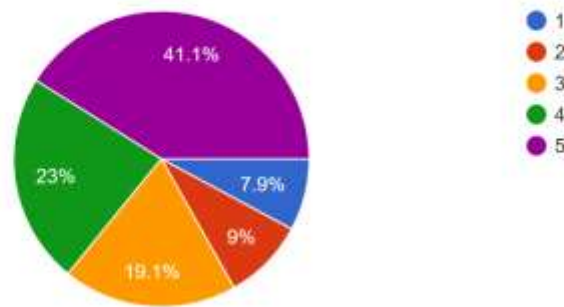
1,630 responses



06- When asked about “capacity of professor to arose curiosity ” the students responded as follows:

- A. 41.1% (670 students) rated it as excellent
- B. 23% (375 students) rated is as very good
- C. 19.1% (311 students) rated it as good
- D. 9% (146 students) rated it as average
- E. 7.9% (128 students) rated it as poor

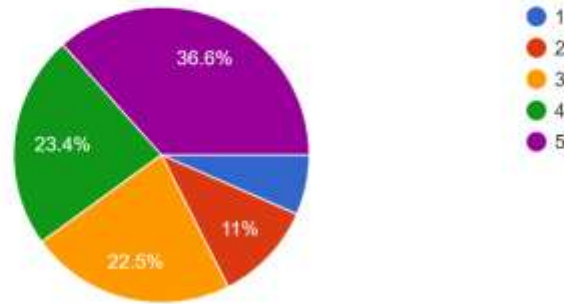
6. शिक्षकों द्वारा रुचि जागृत करने की क्षमता  
1,630 responses



07- On asked “capacity of professors to link the subject of the syllabus with the students responded as follows:

- A. 36.6% (597 students) rated it as excellent
- B. 23.4% (381 students) rated is as very good
- C. 22.5% (366 students) rated it as good
- D. 11% (179 students) rated it as average
- E. 6.6% (107 students) rated it as poor

7. पाठ्यक्रम की विषयवस्तु को पर्यावरण/अन्य मुद्दों से जोड़ने की क्षमता जो विस्तृत आयाम प्रदान करें।  
1,630 responses

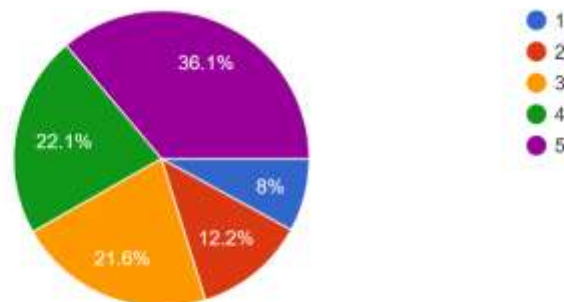


08- When asked about “readiness of the teacher to promote interaction inside and outside the class” the students responded as follows:

- A. 36.1% (589 students) rated it as excellent
- B. 22.1% (360 students) rated it as very good
- C. 21.6% (352 students) rated it as good
- D. 12.2% (199 students) rated it as average
- E. 8% (130 students) rated it as poor

8. कक्षा में तथा कक्षा के बाहर विद्यार्थियों से मिलने की तत्परता प्रोत्साहित करने हेतु चर्चा।  
1,630 responses

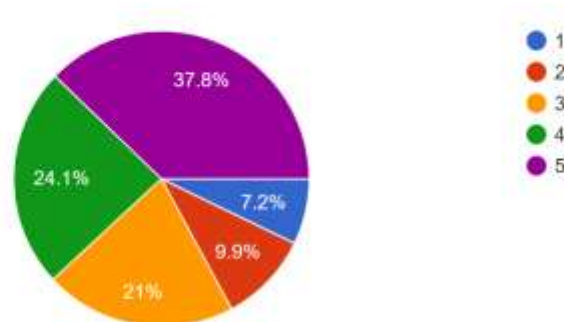
(अध्यापक द्वारा कक्षा से बाहर विद्यार्थियों को)



09- When asked about “capacity to organize the questionnaires, examination paper, project design in relation to the subject” the students responded as follows:

- A. 37.8% (616 students) rated it as excellent
- B. 24.1% (393 students) rated is as very good
- C. 21% (342 students) rated it as good
- D. 9.9% (162 students) rated it as average
- E. 7.2% (117 students) rated it as poor

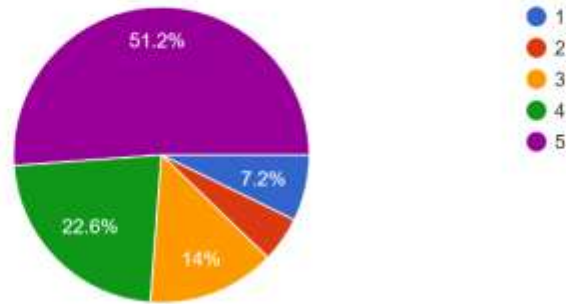
9. विषय के पाठ्यक्रम की समझ (आंकलन) को परखने प्रश्नपत्र, परीक्षा, स्वाध्याय, प्रोजेक्ट डिजाईन करने की क्षमता  
1,630 responses



10- When asked about “subject knowledge of the teachers” the students responded as follows:

- A. 51.2% (834 students) rated it as excellent
- B. 22.6% (369 students) rated is as very good
- C. 14% (288 students) rated it as good
- D. 5% (81 students) rated it as average
- E. 7.2% (118 students) rated it as poor

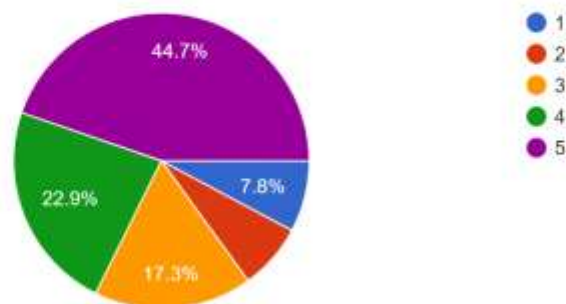
10. शिक्षक का विषय ज्ञान (आपके द्वारा आंकलित)  
1,630 responses



11- When asked about “commitment of professor” the students responded as follows:

- A. 44.7% (729 students) rated it as excellent
- B. 22.9% (374 students) rated is as very good
- C. 17.3% (282 students) rated it as good
- D. 7.2% (118 students) rated it as average
- E. 7.8% (127 students) rated it as poor

11. अध्यापक की निष्ठा एवं वचनबद्धता  
1,630 responses



## 12. Suggestion (If Any)

302 responses

At the end of students they feedback on teachers, students were asked about their suggestions for improvements used adjective disciplined teachers as best teachers very good teachers. Excellent professors and good motivations. The few suggestions from students are follows:

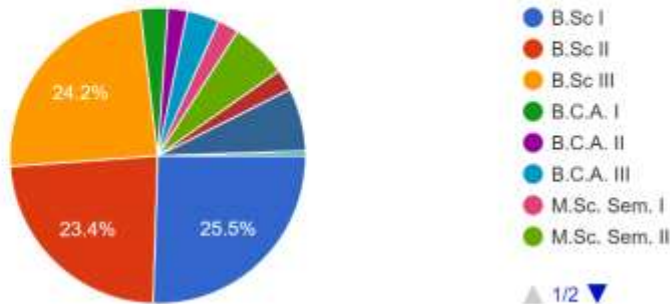
- 01- Students suggested to take classes in free time
- 02-They suggested to give subject oriented information
- 03-They suggested to organize carrier guidance seminar
- 04-According to them they feel good environment of teaching
- 05-Same of them reported no suggestions

## Feedback Report on Various Facilities: Session 2021-22

There were 565 responses from students of various classes B.Sc./B.C.A./P.G.D.CA./D.C.A. I, I, III, M.Sc. I, II, III, IV on various activities and facilities provided by the college in the session 2021-22. Due to pandemic situation and partially online classes students could not use these facilities. Which affected their feedback.

कक्षा

565 responses

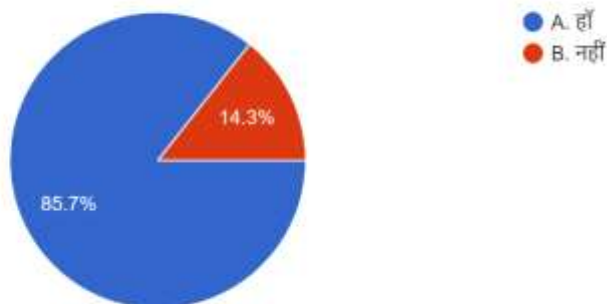


### Feedback on Cycle Stand:

01- On being asked about the behaviour of the cycle stand employees 85.7% (484 students) rated the behaviour to be good and 14.3% (81 students) rated the behaviour as not satisfactory.

1. क्या साइकल स्टैंड निर्वहकों का व्यवहार अच्छा है ?

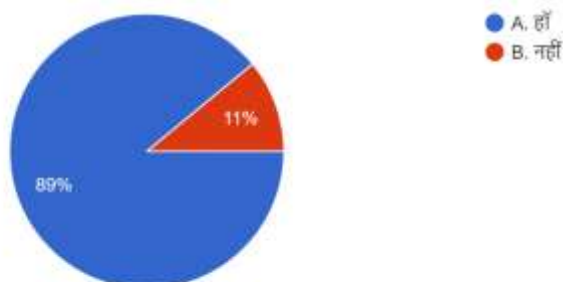
565 responses



02- On being asked “whether the cycle stand has sufficient space?” 89% (503 students) responded yes. While 11% (62 students) responded No

2. क्या साइकल रखने की उचित जगह है ?

565 responses

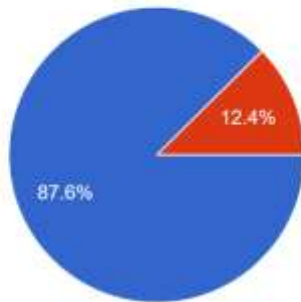




03- The Students when questioned about the shade in cycle stand 87.6% (495 students) replied it as yes and 12.4% (70 students) replied it as No.

3. क्या साइकल स्टैंड का Shade है ?

565 responses

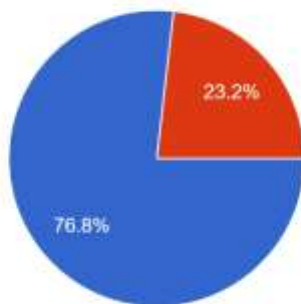


● A. हाँ  
● B. नहीं

04- While giving the feedback on “whether the cycle stand has sufficient parking space?” the 76.8% (434 students) replied Yes and 23.3% (131 students) replied No.

4. क्या साइकल स्टैंड के लिये जगह की पर्याप्तता है ?

565 responses



● A. हाँ  
● B. नहीं

At the end of feedback on cycle stand, students were asked their suggestions for improvement of this facility provided by the college. The few suggestions are as follows:

- a- Maximum students gave their feedback as Good, Very Good.....about cycle stand.
- b- They suggested to mount CCTV camera in cycle stand to prevent theft.
- c- The also suggested to keep a watchman for the management of cycle stand.
- d- Students suggested to construct a bigger shade to protect their vehicles.
- e- They also suggested to have different spaces to park cycle and bikes.

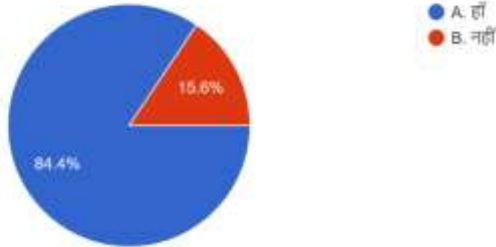
# खेलपरफीडबैक

Total 565 students gave their feedback on sports. The students who appear in this process were from B.Sc./B.C.A. I, II, III, M.Sc. I, II, III, IV, PGDCA and DC. Their feedback is as follows

05- On being asked “whether the college has its own playground?” 84.4% (477 students) students replied Yes while 15.6% (88 students) replied No.

5. क्या महाविद्यालय का क्रीड़ा प्रांगण है ?

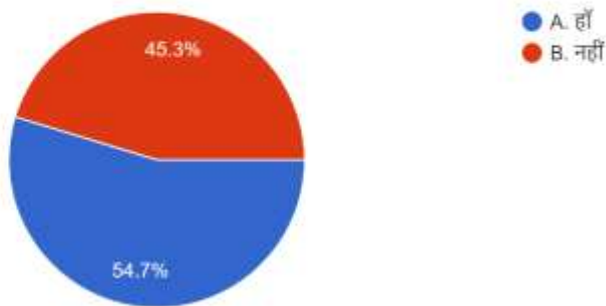
565 responses



06- The responses of the students to the question “Does the college has entertainment facilities?” is 54.7% (309 students) as Yes and 45.3% (256 students) as No.

6. क्या महाविद्यालय में मनोरंजन की सुविधा है ?

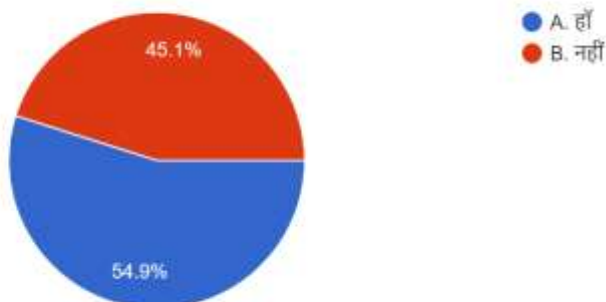
565 responses



07- The students provided their feedback on the availability of sports equipment and facilities as 54.9% (310 students) gave their feedback as Yes while 45.1% (255 students) gave their feedback as No.

7. क्या महाविद्यालय में विभिन्न खेलों के लिये पर्याप्त खेल उपकरण है ?

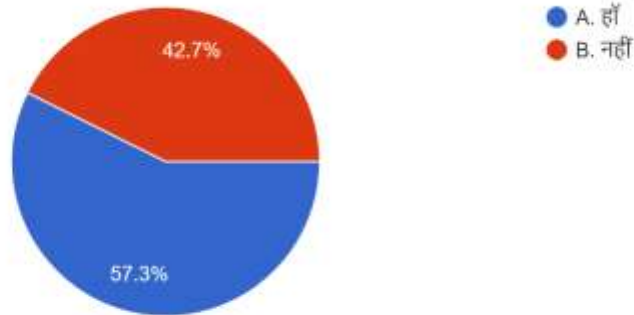
565 responses



08- The students response to the question that “Does the sports officer provider them training?” : 57.3% (324 students) said Yes while 42.7% (241 students) said No.

8. क्या क्रीड़ा अधिकारी विद्यार्थियों को खेलों का प्रशिक्षण देते हैं ?

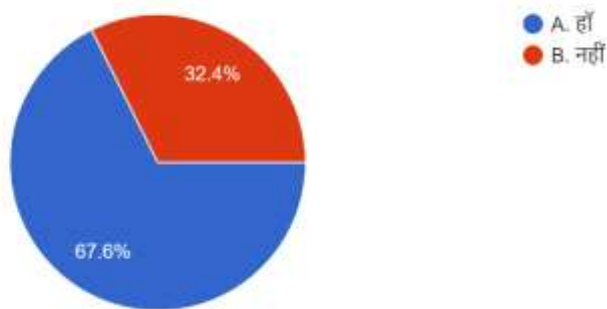
565 responses



09- The students feedback obtained on “whether the sports officer has dedication and commitment towards sports?” 67.6% (382 students) students rated it as Yes and 32.4% (183 students) rated it as No.

9. क्या क्रीड़ाधिकारी में खेलों के प्रति निष्ठा एवं समर्पण की भावना रखते है ?

565 responses



At the end of feedback on sports and entertainment, students were asked their suggestion for improvements of this facilities provide by the college.

The few suggestions are as follows:

- a- Maximum students gave their feedback as Good, Very Good..... about sports and entertainment facilities.
- b- They suggested to organize interdepartmental and intercollege games.
- c- They also suggested to celebrate National sports day.
- d- Team selection should be well announced.
- e- This year due to COVID-19 the sports activities not be possible.

Total 565 students participated in the feedback process on canteen. Due to covid-19 major time of the session the canteen was closed.

## कैन्टीनपरफीडबैक

1. घटिया 2. साधारण 3. अच्छा 4. बहुतअच्छा 5.उत्कृष्ट

When asked on the maintenance of cleaning in college canteen

21.6% students (122 students) rated it as excellent

34% students (192 students) rated it as very good

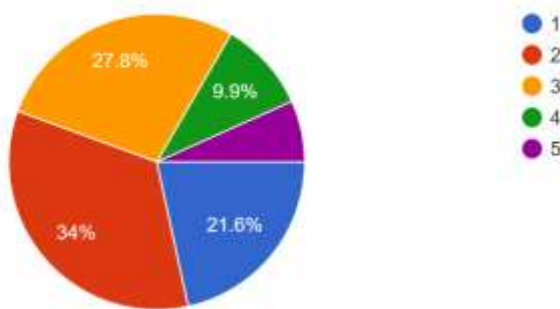
27.8 % students (157 students) rated it as good

9.9% students (56 students) rated it as average

6.7% students (38 students) rated it as poor

10. कैन्टीन में सफाई व्यवस्था:-

565 responses



When asked about the seating arrangements in canteen, the students responded as follows :

24.4% students (138 students) rated it as excellent

34.7% students (196 students) rated it as very good

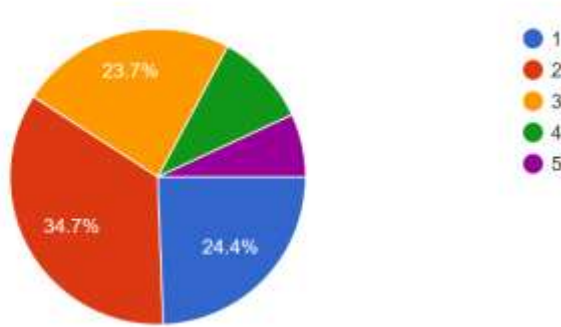
23.7 % students (134 students) rated it as good

10.3.9% students (58 students) rated it as average

6.9% students (39 students) rated it as poor

11. कैन्टीन में बैठक व्यवस्था:-

565 responses



The students feedback on proper lighting arrangements in canteen is as follows:

17.3% students (98 students) rated it as excellent

28.5% students (161 students) rated it as very good

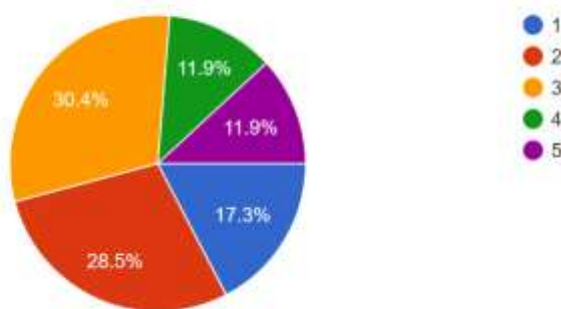
30.4 % students (172 students) rated it as good

11.9% students (67 students) rated it as average

11.9% students (67 students) rated it as poor

12. कैन्टीन में प्रकाश व्यवस्था:-

565 responses



The students feedback on proper drinking water facilities in college is as follows :

31.3% students (177 students) rated it as excellent

29.7% students (168 students) rated it as very good

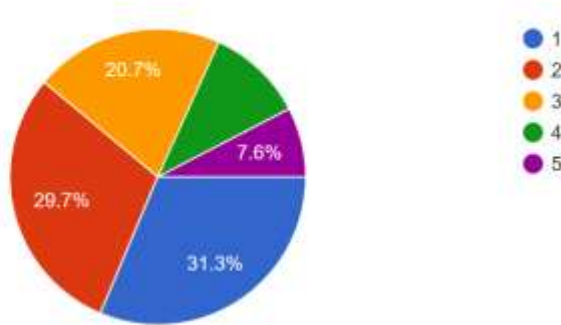
20.7% students (117 students) rated it as good

10.6% students (60 students) rated it as average

7.6% students (43 students) rated it as poor

13. कैन्टीन में पेयजल व्यवस्था:-

565 responses



On being asked about the quality of edible items. The students responded as follows :

15.4% students (87 students) rated it as excellent

29.6% students (167 students) rated it as very good

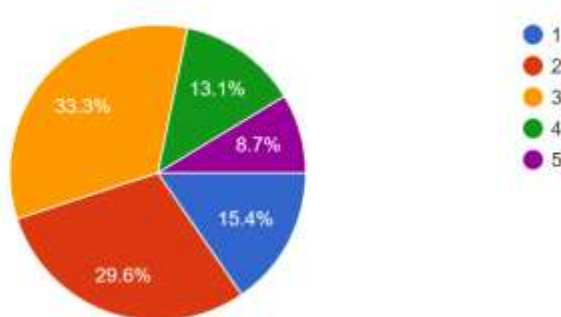
33.3% students (188 students) rated it as good

13.1% students (74 students) rated it as average

8.7% students (49 students) rated it as poor

14. खाद्य पदार्थ की गुणवत्ता:-

565 responses



The students response about the behaviour of the canteen staff is as follows:

8.1% students (46 students) rated it as excellent

23.7% students (134 students) rated it as very good

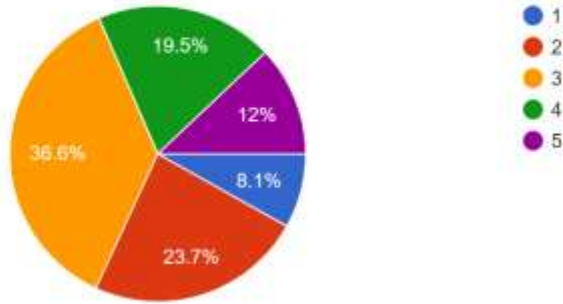
36.6% students (207 students) rated it as good

19.5% students (110 students) rated it as average

12% students (68 students) rated it as poor

### 15. कैन्टीन के व्यक्तियों के व्यवहार

565 responses



## कार्यालय पर छात्रों का फीड बैक

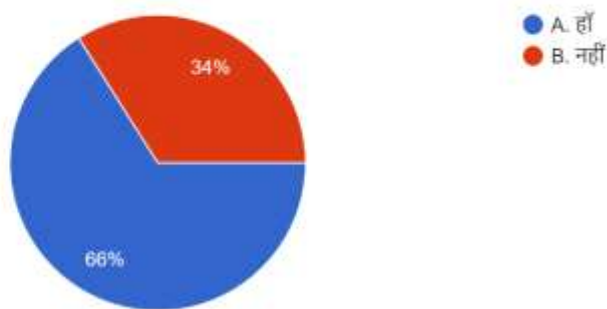
In the feedback process on the working of office the total 565 students participated. there feedback is as follows:

On being asked “are you satisfied with the office management?”

66% (373 students) students replied as Yes and 34% (192 students) students replied as No.

### 16. क्या आप कार्यालय की प्रबंधन से संतुष्ट हैं ?

565 responses

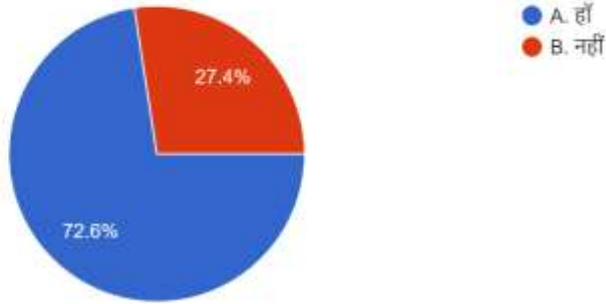


When asked about the proper behaviour of the office staff .

72.6% (410 students) students replied as Yes and while 27.4% (155 students) students replied as No.

17. क्या कार्यालय कर्मचारी आप से उचित व्यवहार करते हैं ?

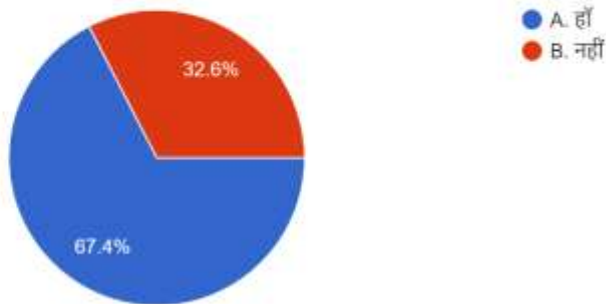
565 responses



The students response to the question “whether they are satisfied with the students cell ?” was 67.4% (381 students) students said Yes while 32.6% (184 students) students replied as Said No.

18. क्या विद्यार्थी शाखा की कार्य से आप संतुष्ट है ?

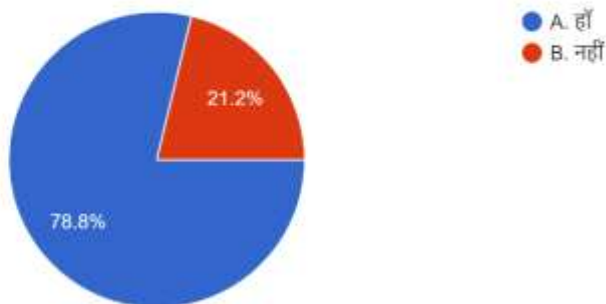
565 responses



The students feedback on “whether the principal gives proper attention to their problems and difficulties?” was 78.8% (445 students) students replied Yes and only 21.2% (120 students) students replied No.

19. क्या प्राचार्य आपके समस्याओं पर ध्यान देते हैं ?

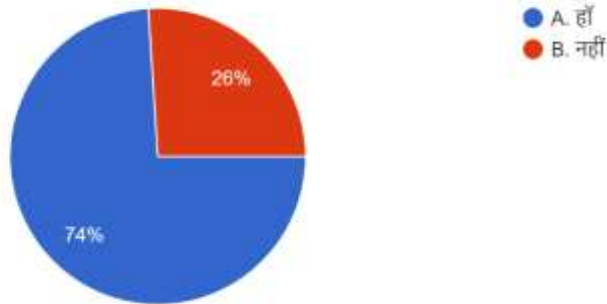
565 responses





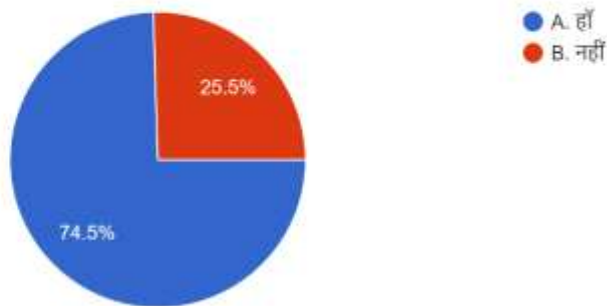
The students response to the question “does the registrar gives proper attention to their problem?” 74% (418 students) students replied as Yes while 26% (147 students) replied as No.

20. क्या रजिस्ट्रार आपके समस्याओं पर ध्यान देते हैं ?  
565 responses



The feedback received on the question “whether the head clerk pairs attention to their difficulties?” 74.5% (421 students) students replied as Yes while 25.5% (144 students) replied as No.

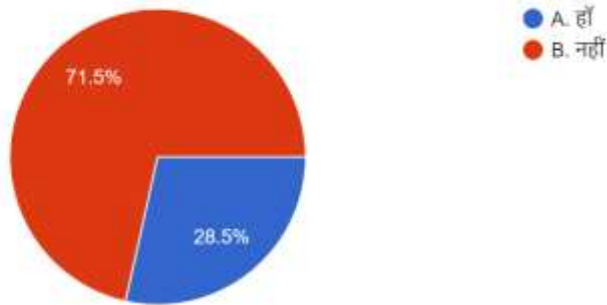
21. क्या मुख्य लिपिक आपके समस्याओं पर ध्यान देते हैं ?  
565 responses



The students response to the question “whether they have any inconvenience in depositing fees?” 71.5% (404 students) students replied as No and 28.5% (161 students) replied as No.

22. क्या आपको कार्यालय में फीस जमा होने में कोई असुविधा है ?

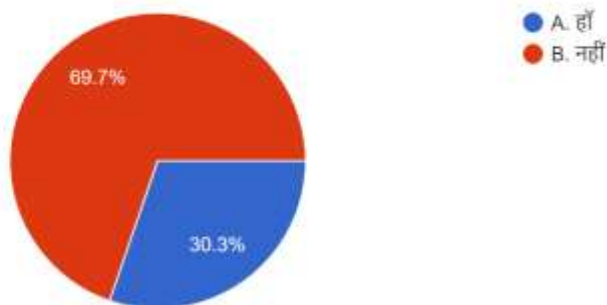
565 responses



The students answer to the question “if they have any problem in the refused of caution money from the office?” 69.7% (394 students) students said No and 30.3% (171 students) replied as Yes.

23. क्या आपको कार्यालय से कॉशनमणी प्राप्त होने में कोई असुविधा है ?

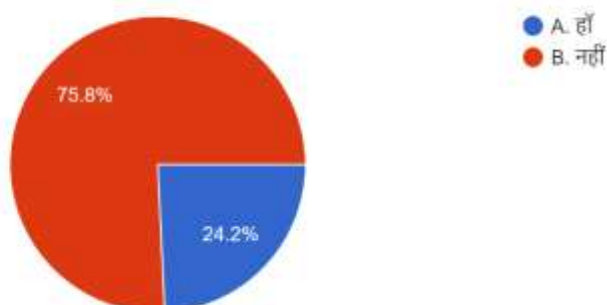
565 responses



The students feedback on “if they have any inconvenience in processing examination from the office? ” 75.8% (428 students) students replied No while 24.2% (137 students) students replied as Yes.

24. क्या आपको कार्यालय से परीक्षा फार्म प्राप्त होने में कोई असुविधा है ?

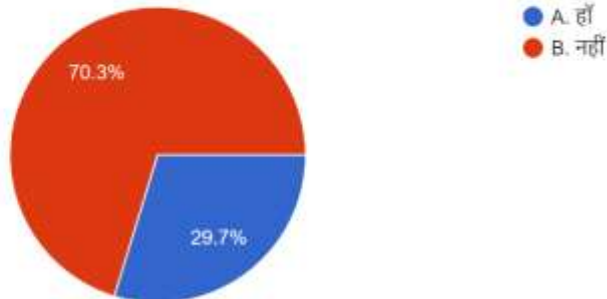
565 responses



The question “Do you have any problem in receiving scholarship from the office?” 70.3% (397 students) students responded No while 29.7% (168 students) students replied as Yes.

25. क्या आपको कार्यालय से छात्रवृत्ति प्राप्त होने में कोई असुविधा है ?

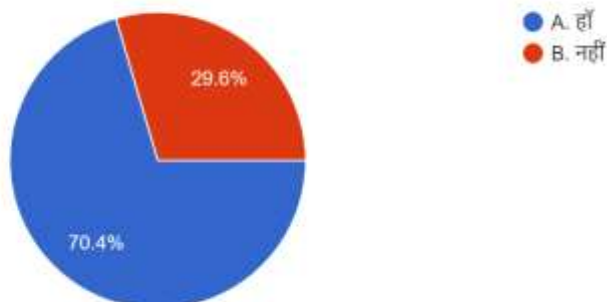
565 responses



The students answer to the question “whether the office staff/officers are available closing office time? 74.4% (398 students) students replied Yes and 29.6% (167 students) students replied as No.

26. क्या कर्मचारी/अधिकारी कार्यालयीन समय में उपलब्ध है?

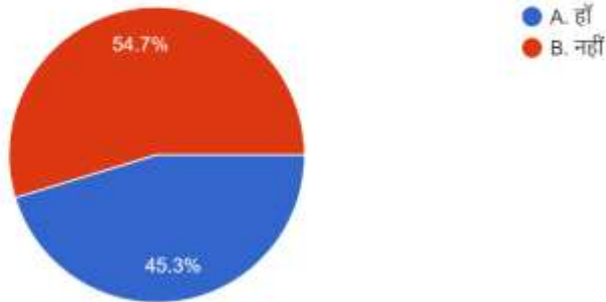
565 responses



## ग्रंथालयपर छात्रों का फीडबैक

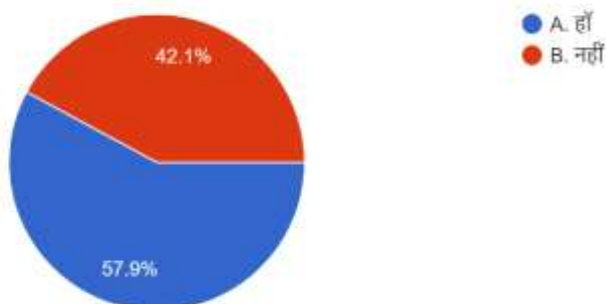
**Total 565 Students participated in the feedback process on library. Due to COVID-19 situation students could not access library properly. Their feedback is as follows:**

27. क्या आप ग्रंथालय जाते हैं - नियमित  
565 responses



**On being asked whether the students regularly visit library 45.3% (256 students) students replied as yes while 54.7% (309 Students) students replied as no.**

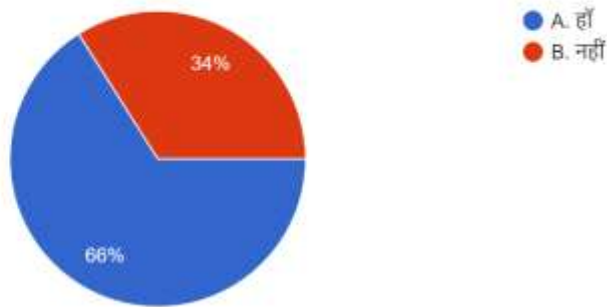
28. क्या आपको मनोवांछित पुस्तकें ग्रंथालय से प्राप्त होती हैं -  
565 responses



**When students were asked to the question “Do they get desired books from the library?” 57.9% (327 students) replied yes and 42.1% (238 students) replied no.**

29. क्या आप ग्रंथालय की निर्गमन व्यवस्था से संतुष्ट है -

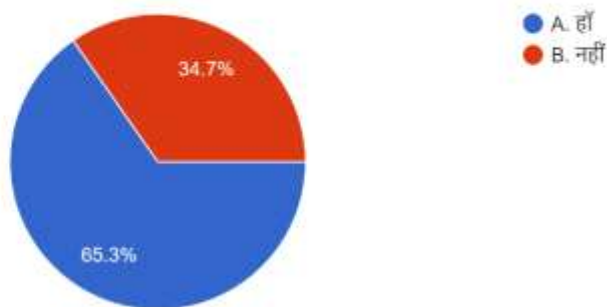
565 responses



The student's response to the question "whether they are satisfied with the exit facility in the library?" 66% (373 students) replied yes and 34% (192 students) replied no.

30. क्या आप पुस्तकों की निर्गमन अवधि 01 माह पर्याप्त है -

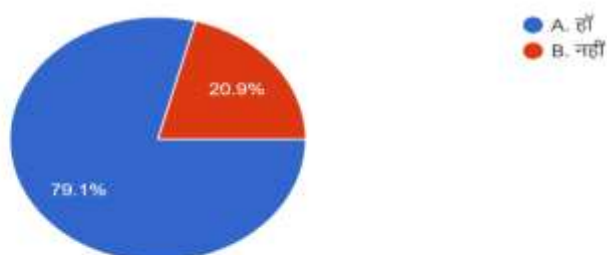
565 responses



The student's feed back to the question "whether 1 month time is sufficient for the books that are issued?" They reded 65.3% (369 Students) students responded yes and 34.77. (196 Students responded No.

31. क्या ग्रंथालय कर्मचारी व्यावहारिक वार्तालाप व उचित व्यवहार करते है -

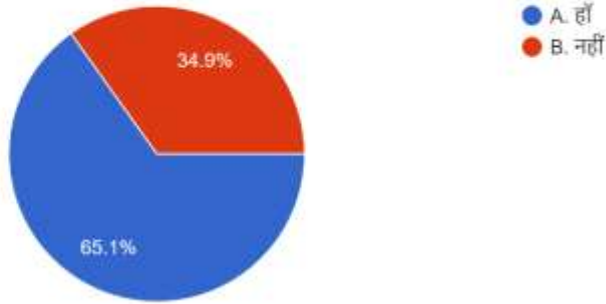
565 responses



The Student's feedback on the proper conduct of library staff was as follows: 79.1% ( 447 Students) students gave their feedback in favour while 20.9% (Students) students are not satisfied their conduct.

32. क्या ग्रंथालय में पर्याप्त खुली हवा/प्रकाश की व्यवस्था है -

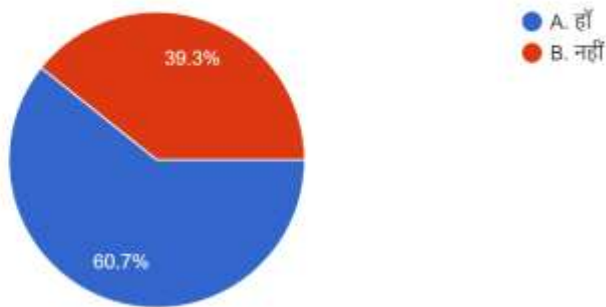
565 responses



On being asked "whether the library has proper light and ventilation facility?" 65.1%. (368 students) students' replied yes and 39.9%. (197 students) students replied as no.

33. क्या आपने ग्रंथालय से प्रश्नपत्र, प्रासपेक्टस, त्वरित जानकारी समाचार पत्रिकाएं निर्गमित करायी है -

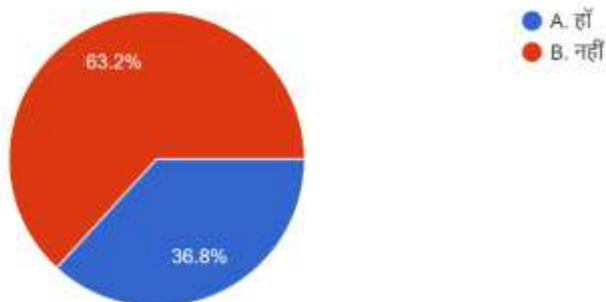
565 responses



On being questioned that whether the students have got issue question papers, prospectus, newspapers and magazines 2", 60.7% ( 343 students) students answered yes while 39.3% (222 Students) students answered No.

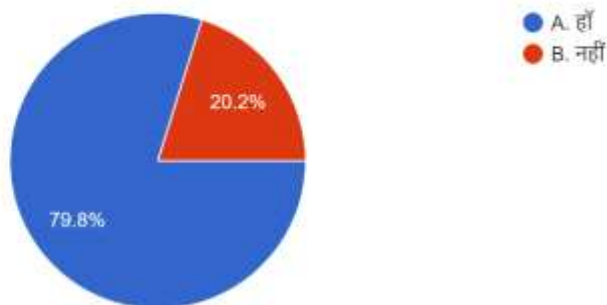
34. क्या आपने ग्रंथालय से बी.पी.एल. योजना/बुकबैंक/अनुसूचित जाति/जनजाति योजना, निर्धन छात्र सहायता योजना/10+2 विज्ञान सुधार योजना/सामान्य अनुदान योजना से पुस्तकें निर्गमित करायी है -

565 responses



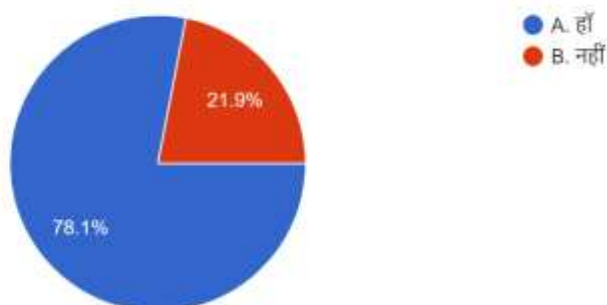
On being asked The student's response to the question " whether they got themselves issued books from the library, BPL Scheme / book bank/schedule Cast/schedule tribes scheme / scheme for economically weak student /10+2 Science improvement/ books from General grant scheme?" The spent 36.8%. (208) students responded yes and 63.2%. (357 Students

35. क्या आप ग्रंथालय की पुस्तकों की रख-रखाव व्यवस्था से संतुष्ट हैं -  
565 responses



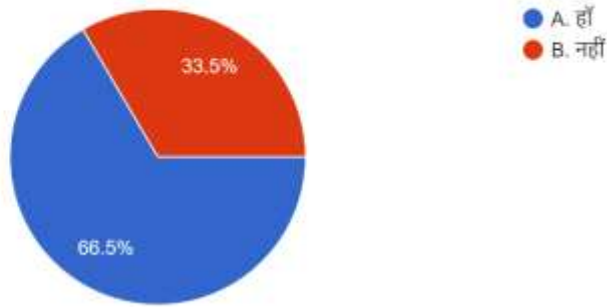
On being asked " Whether they were satisfied with the maintains of books in the library?" 79.8%. (4515students) Students give positive response and only 20.2%. [114 students) students responded negatively.

36. क्या आप ग्रंथालय की स्टाफ व्यवस्था से संतुष्ट है -  
565 responses



When students were waked" are you satisfied with library staff 7° Majority of the students at its 78.1%. (441 students) students 1.e. replied yes and only 21.9%. (124 students) students replied

37. ग्रंथालय खुलने व निर्गमन समय का समय पर्याप्त है -  
565 responses



On being asked "Is the time sufficient for opening and closing of library?" 66.5% (376 Students) student's replied yes and 33.5%. (189 students) students replied No.

When students were asked for suggestions for the improvement of library management, then suggestions are as follows:

01. Some students said that the Library is good and nothing no Suggestions.
02. Some student's need more than 1 months' time to keeps the books with them.
03. Some students suggested to take away more than 2 book at home.
04. The process of allotment of books is Very long.
05. Some students suggested for the allotment of latest books on the subjects"



## ALUMNI FEEDBACK FORM 2021-22

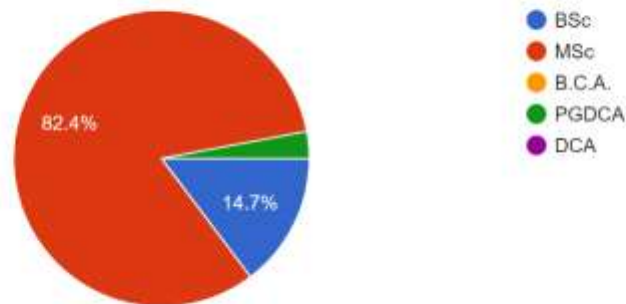
This year in 2021-22 alumni feedback was taken online in which 68 alumni participated out of which some of them are B.Sc. graduates of the college, M.Sc. from various departments, B.C.A. students and PGDCA students participated. Maximum alumni are pass out in 2021 examination. The Alumni, who participated in feedback were from various departments for example teaching departments, private sector and banking etc. the details are given below:

68 responses

1. Unsatisfactory 2. Satisfactory 3. Fair 4. Good 5. Very Good

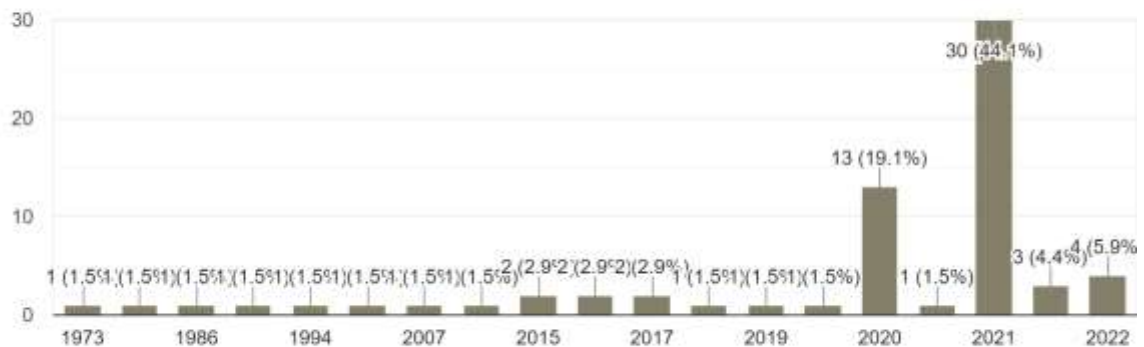
### DEGREE

68 responses



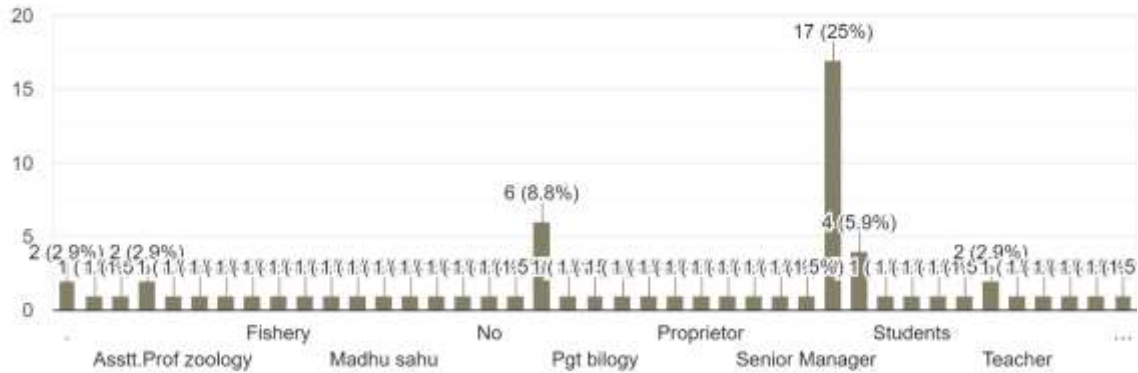
### PASSING YEAR

68 responses



## DESIGNATION

68 responses

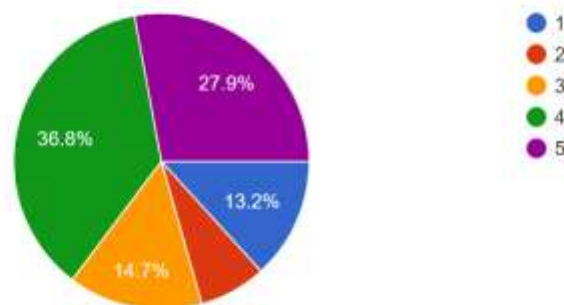


01- When asked about the admission procedure the students responded as follows:

- A. 36.8% (25 students) rated it as very good
- B. 27.9% (19 students) rated is as good
- C. 14.7 % (10 students) rated it as fair
- D. 13.2% (9 students) rated it as satisfactory
- E. 7.4% (5 students) rated it as unsatisfactory

## 1. Admission Procedure

68 responses

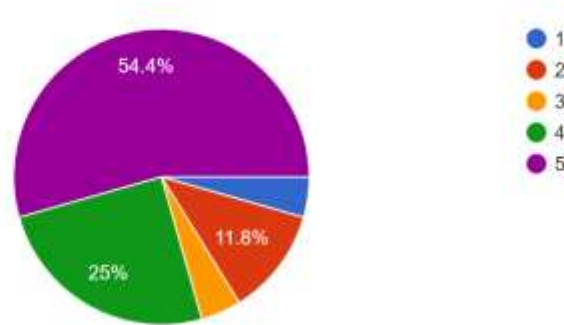


02- When asked about the fee structure the students responded as follows:

- A. 54.4% (37 students) rated it as very good
- B. 25% (17 students) rated it as good
- C. 11.8 % (8 students) rated it as fair
- D. 4.4% (3 students) rated it as satisfactory
- E. 4.4% (3 students) rated it as unsatisfactory

## 2. Fee Structure

68 responses

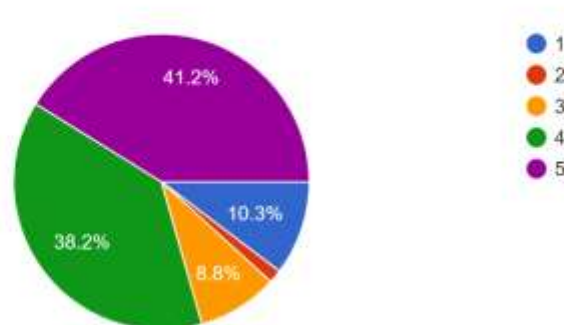


03- When students were asked about the environment of the college they responded as follows:

- A. 41.2% (28 students) rated it as very good
- B. 38.2% (26 students) rated it as good
- C. 10.3 % (7 students) rated it as fair
- D. 8.8% (6 students) rated it as satisfactory
- E. 1.5% (1 students) rated it as unsatisfactory

## 3. Environment

68 responses

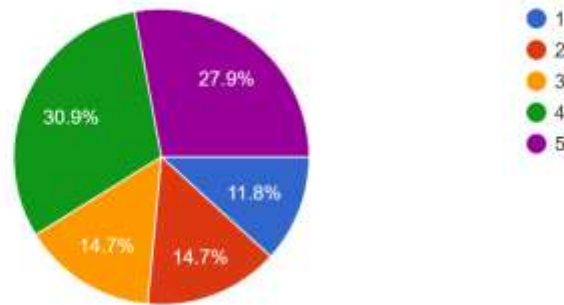


04- When asked about the infrastructure & lab facilities the students responded as follows:

- A. 30.9% (21 students) rated it as very good
- B. 27.9% (19 students) rated it as good
- C. 14.7% (10 students) rated it as fair
- D. 14.7% (10 students) rated it as satisfactory
- E. 11.8% (8 students) rated it as unsatisfactory

#### 4. Infrastructure & Lab Facilities

68 responses

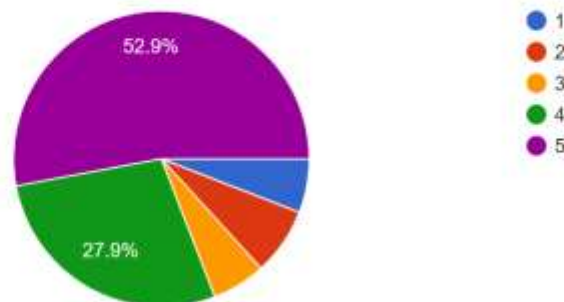


05- When students were asked about the facilities of the college they responded as follows:

- A. 52.9% (36 students) rated it as very good
- B. 27.9% (19 students) rated it as good
- C. 10.3% (7 students) rated it as fair
- D. 4.4% (3 students) rated it as satisfactory
- E. 4.4% (3 students) rated it as unsatisfactory

#### 5. Faculty

68 responses

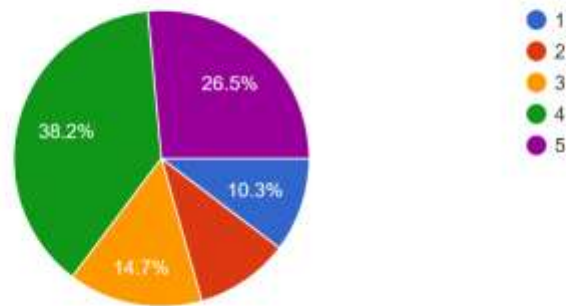


06- When students were asked about the quality of the support material they responded as follows:

- A. 38.2% (26 students) rated it as very good
- B. 26.5% (18 students) rated it as good
- C. 14.7% (10 students) rated it as fair
- D. 10.3% (7 students) rated it as satisfactory
- E. 10.3% (7 students) rated it as unsatisfactory

#### 6. Quality of Support Material

68 responses

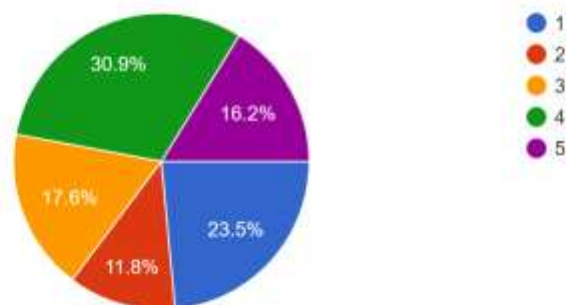


07- When asked about the training & placement facilities of college the students responded as follows:

- A. 30.9% (21 students) rated it as very good
- B. 23.5% (16 students) rated it as good
- C. 17.6% (12 students) rated it as fair
- D. 16.2% (11 students) rated it as satisfactory
- E. 11.8% (8 students) rated it as unsatisfactory

#### 7. Training & Placement

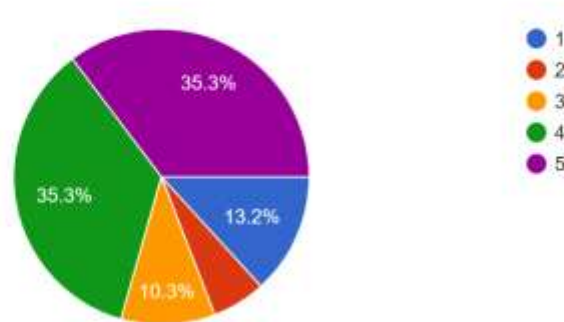
68 responses



08- When students were asked about the library facilities of college they responded as follows:

- A. 35.3% (24 students) rated it as very good
- B. 35.3% (24 students) rated it as good
- C. 13.2% (9 students) rated it as fair
- D. 10.3% (7 students) rated it as satisfactory
- E. 5.9% (4 students) rated it as unsatisfactory

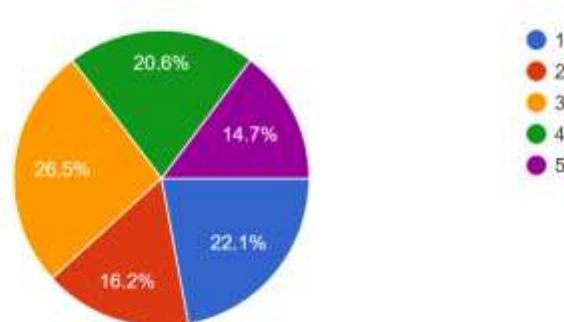
8. Library  
68 responses



09- When we asked the students about the canteen facility & the food/meal respond & cleanliness they responded as follows:

- A. 26.5% (18 students) rated it as very good
- B. 22.1% (15 students) rated it as good
- C. 20.6% (14 students) rated it as fair
- D. 16.2% (11 students) rated it as satisfactory
- E. 14.7% (10 students) rated it as unsatisfactory

9. Canteen Facilities  
68 responses

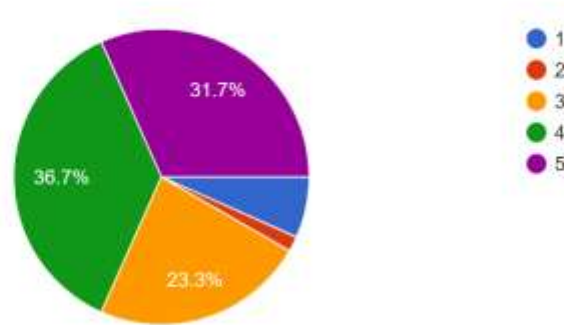


10- When hostel students were asked about hostel facilities they responded as follows:

- A. 36.7% (22 students) rated it as very good
- B. 31.7% (19 students) rated it as good
- C. 23.3% (14 students) rated it as fair
- D. 5.0% (3 students) rated it as satisfactory
- E. 3.3% (2 students) rated it as unsatisfactory

### 10. Hostel Facilities

60 responses

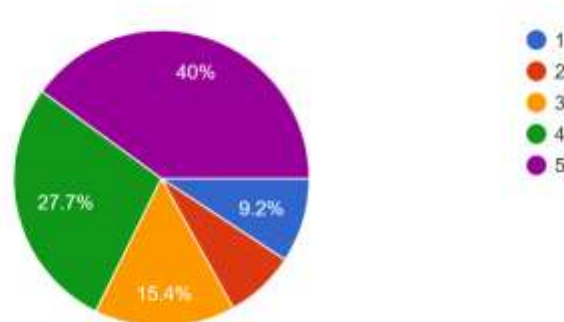


11- When the alumni of this college were asked about the association & its network of old facilities they responded as follows:

- A. 40% (26 students) rated it as very good
- B. 27.7% (18 students) rated it as good
- C. 15.4% (10 students) rated it as fair
- D. 9.2% (6 students) rated it as satisfactory
- E. 7.7% (5 students) rated it as unsatisfactory

### 11. Alumni Association/Network of Old Friend

65 responses



## 12. Suggestions (if any)

26 responses

